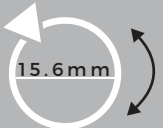

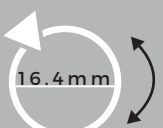



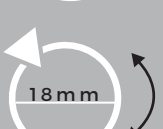


HOW TO FIND OUT YOUR RING SIZE AT HOME

1. Wrap a strip of paper around your finger - just like a ring.
 2. Mark the spot where the paper meets, then measure the distance with a ruler.
 3. Use our Ring Size Chart to determine your ring size using the circumference measurements.
 4. If you don't know your ring size, use the Conversion Chart to order the correct size from our website.
-

RING SIZE CHART

size J		Circumference 48.7mm
size K		Circumference 49.9mm
size L		Circumference 51.2mm
size M		Circumference 52.5mm
size N		Circumference 53.8mm
size O		Circumference 55.0mm
size P		Circumference 56.3mm

CONVERSION CHART

AU/NZ/UK	US/CANADA	EUROPE
J	4 ³ / ₄	48 ¹ / ₂
K	5 ¹ / ₄	50
L	5 ³ / ₄	51
M	6 ¹ / ₄	52 ¹ / ₂
N	6 ³ / ₄	53 ¹ / ₂
O	7 ¹ / ₄	55
P	7 ³ / ₄	56